

NOTES:

| ISSUE | DATE | ECN No. | MODIFICATIONS |
|-------|---------|-----------|--|
| 1 | 9.7.92 | | FIRST ISSUE |
| 2 | 16.4.93 | 04/93/150 | 1.0THK. STRENGTHENING RIBS ADDED. THICKNESS WAS 0.5 +0.1/-0.0 GATE NOTE ADDED. |

1. MATERIAL: HIGH DENSITY POLYETHENE (SEE MAPICS COMPUTER DESCRIPTION FOR COLOUR ETC.)

2. MOUNTED FLAT WITH TOP SURFACE TOP SURFACE OF LENS 25mm FROM APPARENT DETECTOR ELEMENT POSITION.

3. STANDARD MOUNTING HEIGHT 2.3m

4. NOMINAL RANGES:-

- 12m @ 3.5 DEG DOWN ANGLE
- 8m @ 13.6 DEG DOWN ANGLE
- 4m @ 27.4 DEG DOWN ANGLE

5. THIS DRG IS THE PROPERTY OF COMBINED OPTICAL INDUSTRIES LTD AND MUST NOT BE COPIED OR DISCLOSED IN ANY WAY WHATSOEVER TO ANY THIRD PARTY WITHOUT THE WRITTEN PERMISSION OF COMBINED OPTICAL INDUSTRIES LTD.

6. GATE SCAR TO BE FLUSH TO +0.2 MAX.

COMBINED OPTICAL INDUSTRIES
BATH RD, SLOUGH, ENGLAND
Tel: (0753) 575011

CUSTOMER:

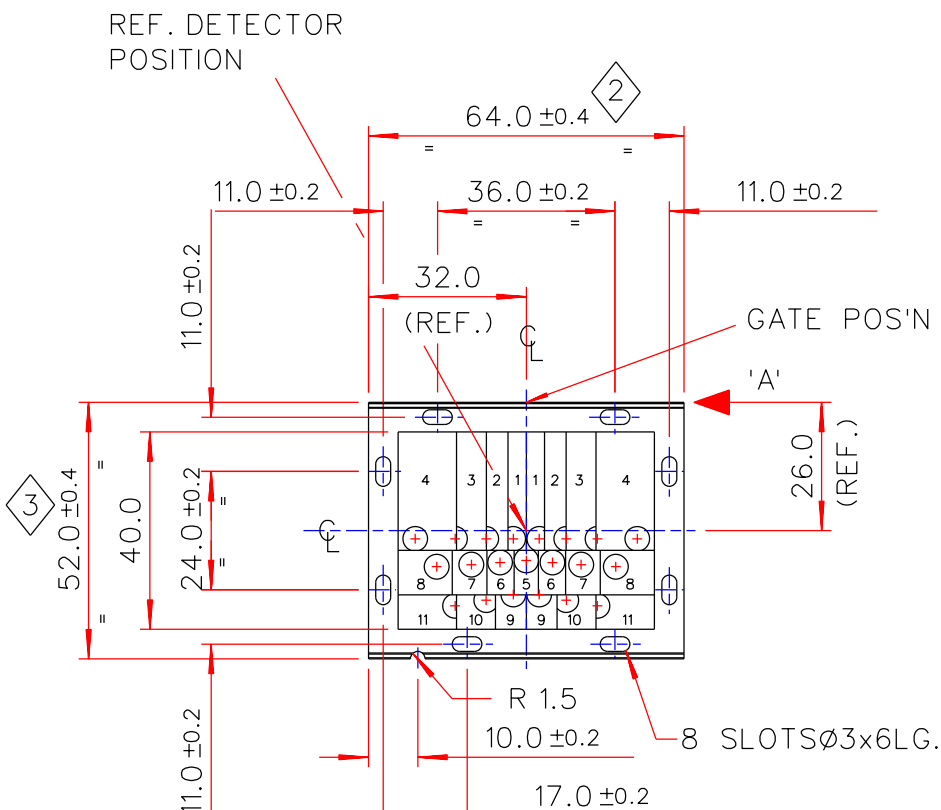
TITLE: POLYFRESNEL
PF21

| | | | |
|-------|-----|--------|---------------|
| DRN | RJL | 9.7.92 | SCALE: 1:1 |
| CHK'D | | | COIL PART No: |
| APP'D | | | 5927 |

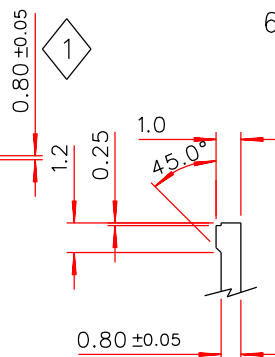
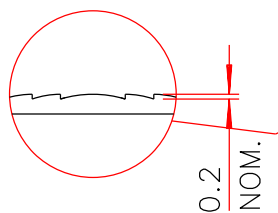
TOLERANCES (UNLESS STATED):
0 DECIMAL PLACE +/- 0.5
1 DECIMAL PLACE +/- 0.25
2 DECIMAL PLACES +/- 0.05

CAD FILE:
\\DGN\A3-60159.DGN

DRG No: A3-60159 SH.2/2



ALL FACET IMPRESSIONS ON THIS SIDE



VIEW IN DIRECTION
OF ARROW 'A'
SCALE 5:1
TYP. FOR TOP & BOTTOM



◊ DENOTES CRITICAL DIMENSION FOR QC.CHECKS (NUMBER INDICATES PRIORITY) - ALL OTHER DIMENSIONS ARE FOR TOOLMAKERS REF.ONLY

©1995 Combined Optical Industries Ltd
ALL DIMENSIONS IN mm